

Wire pin & sleeve connectors

V Series 16 A, 600 V AC – 3 & 6 contacts + control contacts & ground



01

Install to matching series hood/base



Screw terminal inserts





	Screw terminal inserts (mm ²)	3 + G + 2 control	6 + G + 2 control
	Male - Pins 20-14 AWG (0.5-2.5)	MS203V	MS206V
	Female - Sleeves 20-14 AWG (0.5-2.5)	FS103V	FS106V

01 Use small blade screwdriver to push wire entry tab in for easy contact removal.

Crimp tool



V Series 16 A, 600 V AC

Hoods – standard mount			Number of contacts + ground connection				
			3 + G + 2 control		6 + G + 2 control		
Single lever	Double lever	Housing	NPT entry (in.)	Lever locking type		Single	Double
				Single	Double		
		Side entry	1 x ½	SH603V	SH003V	-	-
			1 x ¾	-	-	SH606VMV	SH006V
		Top entry	1 x ½	TH803VMV	TH203V	-	-
			1 x ¾	-	-	TH806VMV	TH206V

HOODS

* Metal "M" cover may be available. Contact your ABB sales representative.

Wire pin & sleeve connectors

V Series 16 A, 600 V AC – 20, 26 & 32 contacts + 2 control contacts & ground



01

Install to matching series hood/base



Screw terminal inserts

	Screw terminal inserts (mm ²)	20 + G + 2 control	26 + G + 2 control	32 + G + 2 control
	Male - Pins 20–14 AWG (0.5–2.5)	MS210V	MS210V + MS216V	2x MS216V
	Female - Sleeves 20–14 AWG (0.5–2.5)	FS110V	FS110V + FS116V	2x FS116V

01 Use small blade screwdriver to push wire entry tab in for easy contact removal.

Crimp tool



V Series 16 A, 600 V AC

		Number of contacts + ground connection	
		V20: (20 + G) or (26 + G) or (32 + G) + 2 Control	
Bases – standard mount			
Double lever	Housing	NPT entry (in.)	Lever locking type
			Single
	Panel base (no cover)	–	PB348
	Panel base (w/cover)	–	PB448
	Box base (no cover)	1 x 3/4	–
		1 x 1	BB448MV
		2 x 3/4	–
		2 x 1	BB548MV
	Box base (no cover)	1 x 3/4	–
		1 x 1	BB648MV
		2 x 3/4	–
		2 x 1	BB748MV
Hoods – standard mount *Plastic body – “A” 3-16 Series standard hoods include gaskets; bases and special hoods do not.			
	Side entry	1 x 3/4	–
		1 x 1	SH648MV
		1 x 1 1/4	SH748MV
	Top entry	1 x 3/4	–
		1 x 1	TH848MV
		1 x 1 1/4	TH948MV

BASES
BASE TO HOOD

HOODS

¹ Metal “M” cover may be available. Contact your ABB sales representative.
 * Indicates glass-filled thermoplastic construction, black colour (add suffix); quantity purchase may be required.