

Common accessories

Custom maple block and cable rollers

Cable rollers


Why should rollers be used?

1. To reduce pulling stress on cables, avoiding undue fatigue or abrasions
2. Minimizes harmful "shear" load being placed on cable trays
3. To reduce installation time


Why purchase the T&B cable roller system?

- Universal – Fits virtually all tray systems
- Mounts from bottom of cable tray, eliminating the need for double handling cables and reducing possibility of cable damage
- Sideways telescopic adjustment allows rollers to accommodate virtually all tray widths
- Nylon bearings require no lubrication
- Independent rollers limit cable abrasion

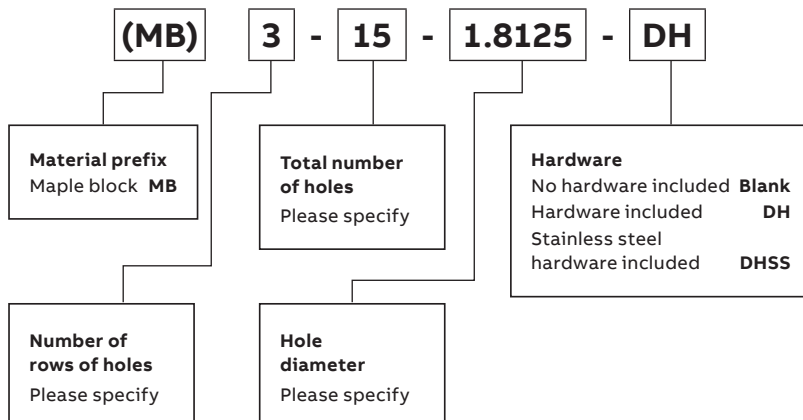
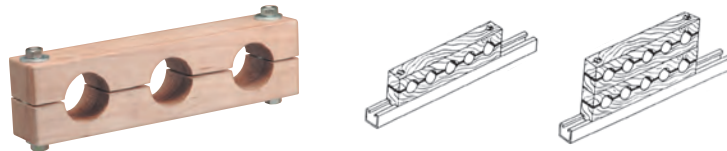
Straight roller

	Cat. no.	Description	Fits
	HAR 1224	Straight	All profiles 12 in. to 24 in. (30 cm to 60 cm)
	HAR 1836	Straight	All profiles 18 in. to 36 in. (45 cm to 90 cm)

Corner roller

	Cat. no.	Description	Fits
	VHR04	Corner	All profiles

Maple hardwood block catalogue selector



Custom maple hardwood block

- Maple hardwood, paraffin wax impregnated, multiple cable blocks can be made to your specific requirements.
- Cable blocks are to ensure proper separation of single conductor cables, which prevents any interference due to magnetic fields. The maple hardwood blocks are paraffin wax impregnated to prevent moisture from penetrating and causing rotting and splitting.
- Cable blocks are also available in high-density polyethylene.
- Price and delivery upon request.
- Electrogalvanized hardware included; however, stainless steel hardware is also available upon request.

Common accessories

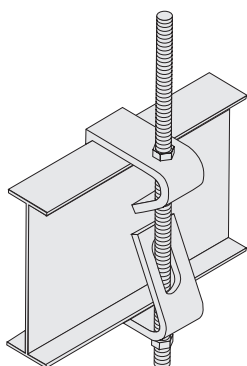
Cable tray support systems



Hanger rod clamp

These clamps are designed for ladder and ventilated cable tray. They provide a fast and economical solution for a suspended cable tray installation. One kit is needed per each threaded rod location.

- Kit consists of: one bottom clamp, one top clamp
- Uses ½ in. threaded rod (order separately)
- 250 lb capacity per kit



Center support bracket

This system is designed to reduce cable pulling by allowing access from both sides of cable tray. Installation cost and time are reduced significantly by single-point suspension.

- Supplied as a complete kit
- Uses ½ in. threaded rod (order separately)
- For use with up to 24 in. wide tray
- Load capacity : 700 lb per kit

For steel cable tray

Cat. no.	Material prefix	Height (in.)
(Prefix)-3-HRC	SPW	3
(Prefix)-4-HRC	SHW	4
(Prefix)-5-HRC	SSW	5
(Prefix)-6-HRC		6
(Prefix)-7-HRC		7

For aluminum cable tray

Cat. no.	Tray series	Cat. no.	Tray series	Cat. no.	Tray series
ABW04-HRC	AH04	ABW25-HRC	AH25	ABW46-HRC	AH46
ABW14-HRC	AH14	ABW35-HRC	AH35	ABW56-HRC	AH56
ABW24-HRC	AH24	ABW45-HRC	AH45	ABW66-HRC	AH66
ABW34-HRC	AH34	ABW16-HRC	AH16	ABW27-HRC	AH27
ABW44-HRC	AH44	ABW26-HRC	AH26	ABW37-HRC	AH37
ABW54-HRC	AH54	ABW36-HRC	AH36	-	



Cat. no.	Material	Channel width (in.)	Tray width (in.)
SHW18CSB	Hot-dipped galvanized	18	6
	Hot-dipped galvanized	18	9
SHW30CSB	Hot-dipped galvanized	30	12
	Hot-dipped galvanized	30	18
	Hot-dipped galvanized	30	24

Common accessories

Cable tray support systems




This system is designed to support various cable tray widths in a suspending installation.

- Kit consists of: one piece of strut cut to length, four $\frac{3}{8}$ in. strut nuts, two hold-down clips, four $\frac{1}{2}$ in. hex nuts, two $\frac{3}{8}$ in. x $\frac{7}{8}$ in. hex head cap screws, four $\frac{1}{2}$ in. square washers
- Uses $\frac{1}{2}$ in. threaded rod (order separately)

Trapeze kit

	Cat. no.	Channel width (in.)	Tray width (in.)
	(*)-06-TPK	16 $\frac{7}{8}$	6
	(*)-09-TPK	18 $\frac{3}{4}$	9
	(*)-12-TPK	22 $\frac{1}{2}$	12
	(*)-18-TPK	28 $\frac{1}{8}$	18
	(*)-24-TPK	35 $\frac{5}{8}$	24
	(*)-30-TPK	41 $\frac{1}{4}$	30
	(*)-36-TPK	46 $\frac{7}{8}$	36
(*)-42-TPK	52 $\frac{1}{2}$	42	

(*) Insert SHW for hot-dipped galvanized, SSW for stainless steel 316 or SPW for pregalvanized.



- Hanging rods not included
- Standard finish: hot-dipped galvanized

Cross member

	Cat. no.	A (in.)	B (in.)	C (in.)
	S202-6HDG	6	5	-
	S202-9HDG	9	8	2
	S202-15HDG	5	14	8
	S202-21HDG	21	20	14
	S202-27HDG	27	26	20
	S202-33HDG	33	32	26

* Order hold-down clips separately, cat no. SSW-HEC.

Common accessories

Cable tray support systems



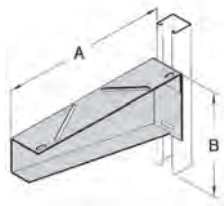
- Swivel tray clamp for aluminum and steel trays with regular or reinforced flanges
- Serrations and biting teeth on clamping saddle provide a high-quality bond between conduit and clamp
- ½ to 4 inch can be clamped to any position in a 90° arc
- Material: malleable iron hub and steel U-bolt
- Standard finish: zinc-plated

Conduit-to-cable-tray swivel clamp



Cat. no.	Conduit size (in.)
6209	½–¾
6211	1–1¼
6214	1½–2
6216	2½–3
6218	3½–4

Cantilever support




Cat. no.	A (in.)	B (in.)	Design load/lb
S203-8HDG	8½	4½ ¹⁶	180
S203-14HDG	14½	5¾	325
S203-20HDG	20½	6 ¹¹ ₁₆	525
S203-26HDG	26½	8	675
S203-32HDG	32½	8	840
S203-38HDG	38½	8	1,050

* Order hold-down clips separately, cat no. SSW-HEC. Standard finish: hot-dipped galvanized.

Conduit-to-cable-tray clamp

- Material: steel
- Standard finish: electrogalvanized



Cat. no.	Conduit size (in.)
6210	½–¾
6212	1–1¼