

LDX-EXP-P LED SERIES

Battery Units, Self-Powered Pictogram Exit Signs & Combination Units

CSA CERTIFIED FOR USE IN HAZARDOUS LOCATIONS

The **LDX-EXP-P LED Series** of battery equipment is designed to cover emergency lighting applications for the entire spectrum of hazardous locations, where inflammable gases, vapors, liquids, dust particles or fabrics tissues are permanently present or are likely to exist.

The **LDX-EXP-P LED Series** combines in one simple-to-order catalogue family three traditional emergency lighting products with battery back-up: battery units with emergency lights, Self-Powered Pictogram Signs, and combination units with emergency lights and Pictogram Sign. The equipment is also available with additional emergency power capacity to drive remote heads and Pictogram Signs.

FEATURES

- CSA Certified for use in hazardous locations:
 - Class I, Division 1, Groups, C, D
 - Class II, Divisions 1 and 2, Groups E, F, G
 - Class III
- For wall mount only
- Die-cast aluminum body with grey epoxy powder coat finish; clear, impact and heat resistant prismatic glass globe
- Long-life, maintenance-free Lead-Calcium battery
- Battery charger is current limited, temperature compensated, short-circuit proof and reverse polarity protected
- Emergency heads with one or twin lamp design
- Large Self-Powered combo includes a transfer circuit to drive an additional three (3) remote pictogram exit signs (total power max 15W)
- T6 – maximum 85°C (185°F) temperature code
- Meets or exceeds CSA C22.2 No.141-10 & No. 137

See warranty details at: www.tnb.ca/en/brands/ready-lite



TYPICAL SPECIFICATIONS

Supply and install the **Ready-Lite® LDX-EXP-P LED Series** of hazardous location battery equipment. The battery unit housing will be constructed of die cast aluminum with grey epoxy powder coat finish and equipped with heavy-duty key holes for wall mount. The equipment shall be rated for 120, 277 or 347V, 60 Hz input and be CSA listed. The equipment shall have an output of _____ V and _____ W and shall supply the rated load for a minimum of a 1/2 hour to 87,5% of the rated battery voltage. The battery shall be a long-life, maintenance-free lead-calcium type. The charger shall be fully computer tested and have its charge voltage set in the factory to $\pm 1\%$ tolerance. The charger shall be current limited, temperature compensated, short circuit proof and reverse polarity protected. The charger shall be furnished with an electronic lockout circuit, which will connect the battery when the AC circuit is activated, and an electronic brownout circuit.

Where required the equipment shall come complete with _____ heads, each of them equipped with _____ lamp(s) of _____ W.

The head housing shall be die-cast aluminum with grey epoxy powder coat finish. The lenses shall be a clear, impact and heat resistant prismatic glass globe. The head shall be factory sealed, with no need for external seals.

Where required the equipment shall come complete with one Pictogram Exit Sign and will include a transfer circuit to maintain the Pictogram Sign permanently lighting in both normal and emergency operation. The picto housing shall be industrial grade 14-gauge steel and finished in grey enamel. The faceplate will be constructed of heavy-duty 14-gauge steel.

The equipment shall be certified CSA C22.2 No.137-M1981 for Hazardous Locations:

Class _____, Division _____, Group _____ with the temperature code _____.

The Pictogram Exit Sign shall be CSA C22.2 No.141-10 certified.


The equipment shall be **Ready-Lite®** Model: _____ .

POWER CONSUMPTION AND UNIT RATING

UNIT CAPACITY	INPUT VOLTAGE	INPUT RATING	WATTAGE CAPACITY				
			30MIN	1 H	1.5 H	2 H	4 H
12V-120W	120V, 60Hz	0.45A, 37W	120	60	40	30	15
	277V, 60Hz	0.209A, 42W					
	347V, 60 Hz	0.176A, 42W					
24V-144W	120V, 60Hz	0.465A, 38W	144	72	50	40	20
	277V, 60Hz	0.208A, 42W					
	347V, 60 Hz	0.178A, 42W					

TEMPERATURE CODES: MEASURED AT 40°C AMBIENT

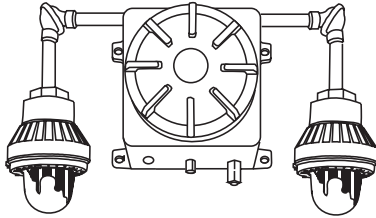
Explosion-proof equipment is composed of one or more modules, each of them qualified for a specific temperature code. The temperature code of the complete equipment (enclosure + picto sign + emergency heads) is defined as the most severe of the temperature codes identified for each of the models.



DIMENSIONS

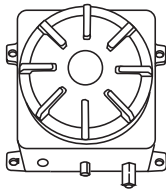
Dimensions are approximate and subject to change.

DOUBLE HEAD BATTERY UNIT

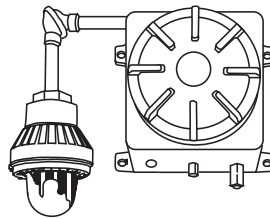


Housing: 12" X 12" X 9-1/2" [30.5 X 30.5 X 24.1 cm]
Mounting lugs: 10" and 13-1/2" [25.4 and 34.3 cm] on centre
Overall dimensions (including fixtures):
 38" X 38" X 10" [96.5 X 96.5 X 25.4 cm]


BATTERY UNIT



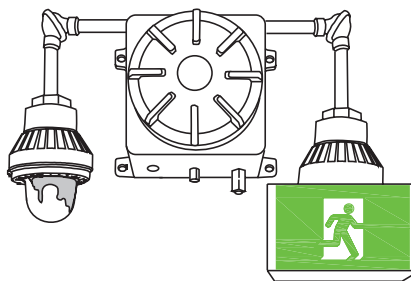
SINGLE HEAD BATTERY UNIT



SELF-POWERED PICTOGRAM SIGN



COMBINATION UNIT



LDX-EXP-P LED SERIES

Battery Units, Self-Powered Pictogram Exit Signs & Combination Units

ORDERING CHART

DC VOLTAGE	CAPACITY	SERIES	LIGHTING HEAD STYLE	SEVERITY CODE	LAMP TYPE, VOLTAGE AND POWER	SIGN/FACE	AC VOLTAGE	OPTIONS
LDX12= 12V	120= 120W	X= hazardous location	11= single remote, 1 lamp 12= single remote, 2 lamps	Blank= Cl.I, Div. 1 & 2, Gr. C, D Cl.II, Div. 1 & 2, Gr. E, F, G, Cl.III S2= Cl.I, Div.1, Gr. C, D	Blank= no lamp LD7= 12V-4W MR16 LED LD9= 12V-5W MR16 LED LD10= 12V-6W MR16 LED LD13= 24V-4W MR16 LED	Blank= no sign P1= single face LED P2= double face LED pictogram	Blank= 120VAC U277= 277VAC input U347= 347VAC input	Blank= no options D3= time delay (15 minutes) D4= arrow down 45° D9= arrow down TP= transfer panel ^{1,2} U4= arrow up 45° U9= arrow up ¹ Standard with combo. ² Not available for P1 and P2.
LDX24= 24V	144= 144W		21= double remote, 1 lamp each ¹ Blank= no heads ¹ Not available with pictogram sign.					

EXAMPLE: LDX12120X11LD7